


STAR LANTERN!

Look at drawings of constellations.

What do you see? Can you recognize some of them?

Now make a star lantern which is going to project the constellation on the walls!

What Do You Need?



Coloured Paper




Needle



Newspaper



Brush



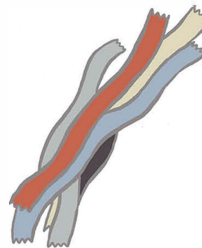
Glue



Stick



Flashlight



Crepe Papers

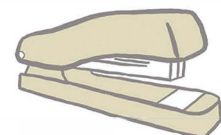


Luminous Paint

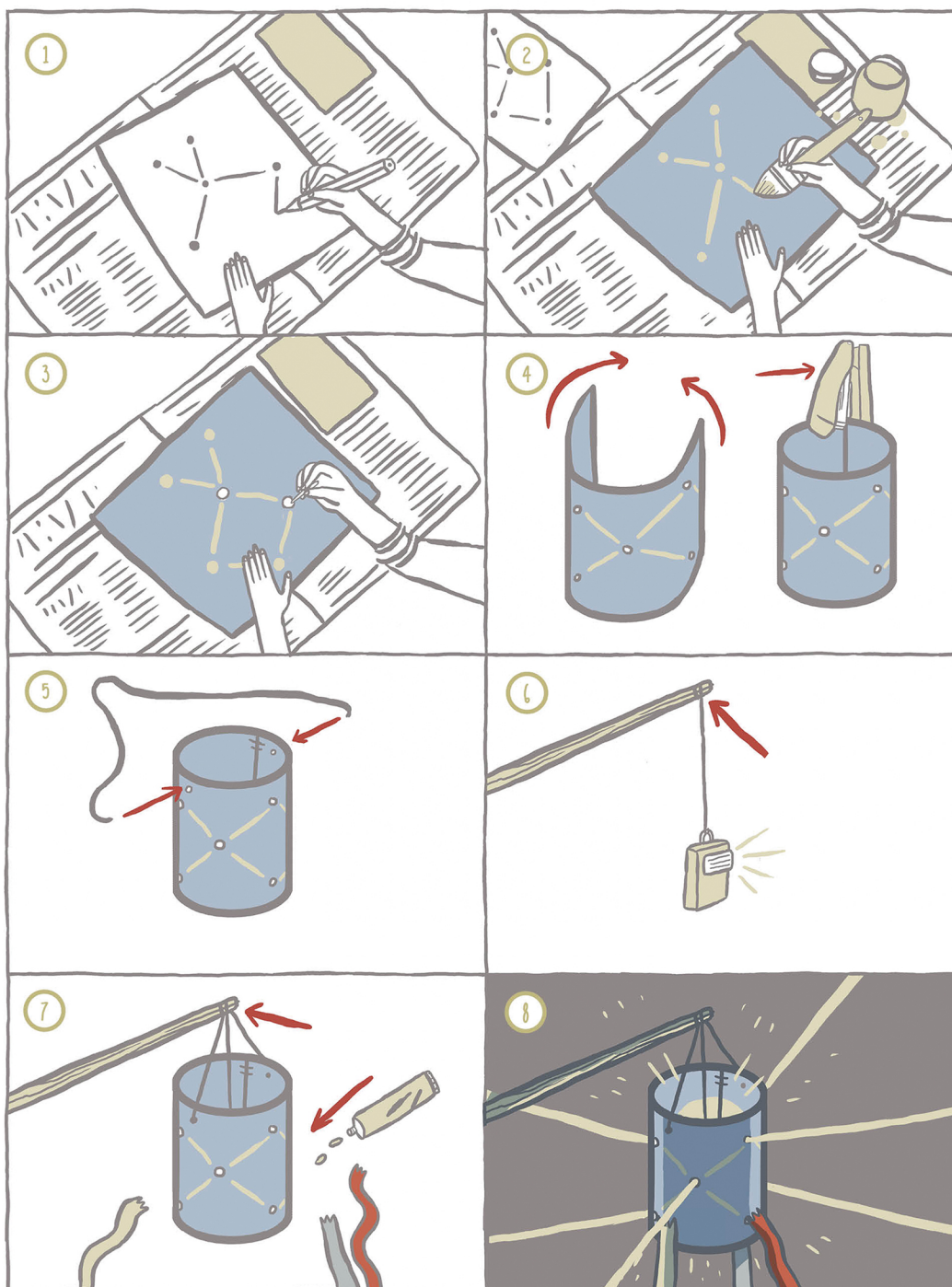
String



A4 Paper



Stapler



1. Copy a constellation, or create your own on a piece of paper.
2. Paint it with the luminous paint on the colour paper.
3. Prick holes on the stars.
4. Fold the paper in a circle and staple it.
5. Tie a piece of string across the cylinder.
6. Tie the flashlight to the stick.
7. Hang the lantern from the stick and decorate it.
8. LIGHT IT!