

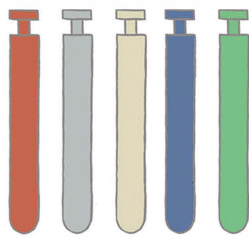
GAS PLANET CLOUDS!

The purpose of this activity is to represent the surface of the gaseous giants.

How Does It Work?

The milk contains water but also some fat in small drops. The fat and the food colouring don't mix, so the spots stay still. When you put dishwashing liquid, it disrupts the surface of the milk. Then the soap fixes on the fat and the food colouring can blend more easily with the milk.

What Do You Need?



Food Colouring




Milk



Dishwashing Liquid



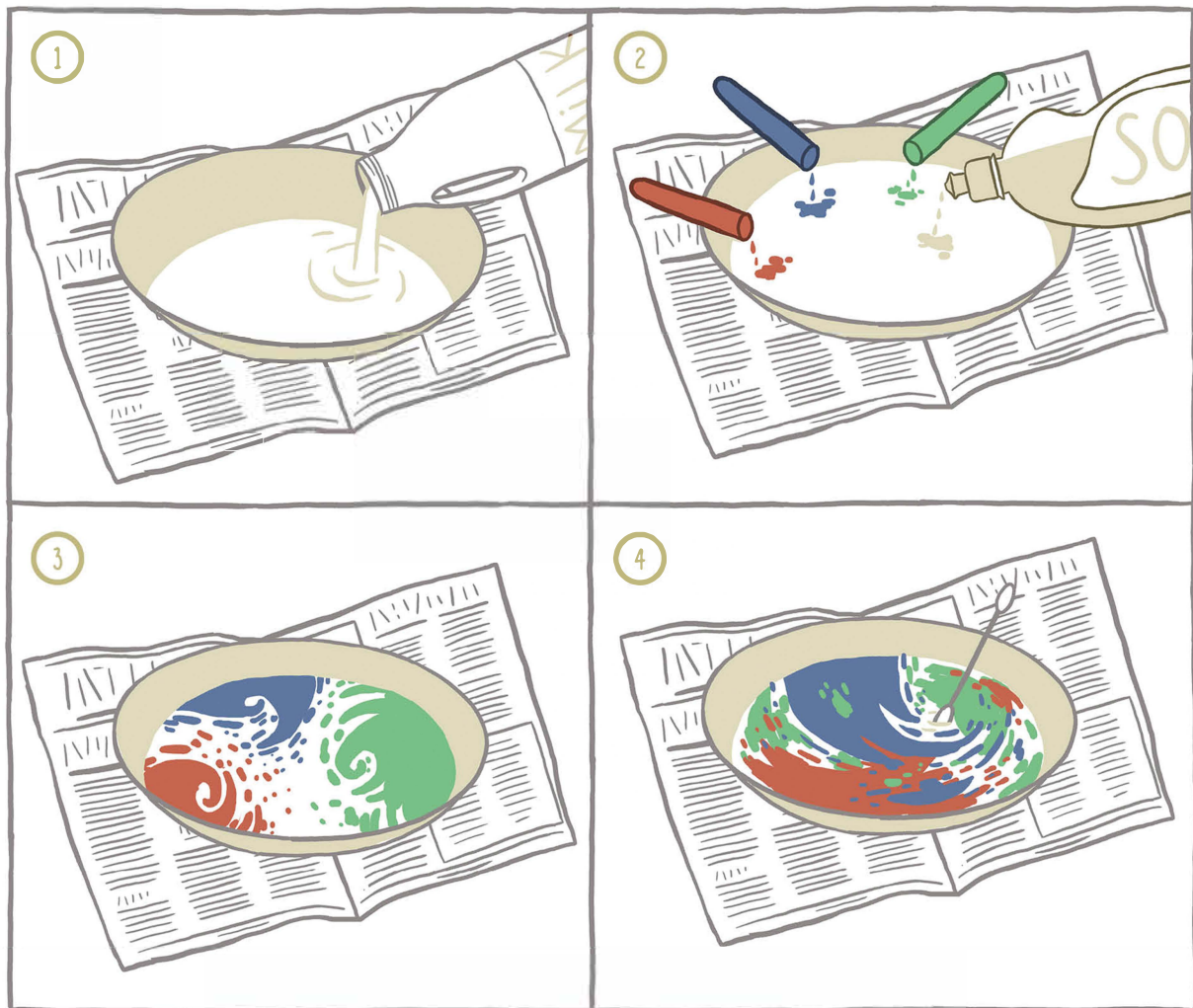
Cotton Swab



Soup Plate



Some Newspapers



1. Since it may be a bit messy, put some newspapers under the soup plate. Then pour some milk in the plate.
2. Pour some food colouring – every colour that you want – as well as a few drops of dishwashing liquid into the milk.
3. Let the colours extend into the liquid.
4. Use the cotton swab to stir and create forms!